


521 Miniature Cartridge Fuse



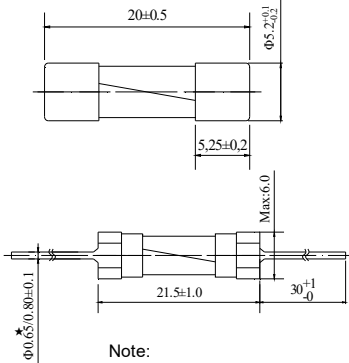
Main Characteristics
Miniature Cartridge fuse; Fast-Acting(F)
Standard

IEC 60127-2/ II

Materials

Tube: Glass Tube
End Caps: Nickel-plated brass
Axial Leads: Nickel-plated caps
Tin-plated copper wires

Dimensions (units in mm)



Note:
250mA~7.00A: Φ 0.65mm
8.00A~12.50A: Φ 0.80mm
16.00A: Φ 1.00mm

Operating Temperature

-55°C to +125°C

Storage Conditions

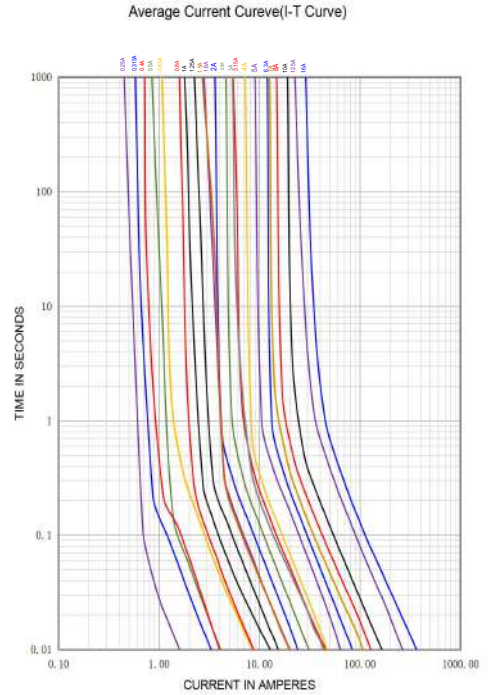
+10°C to +60°C
Relative humidity: ≤75% yearly average
without dew, maximum 30 days at 95%

Vibration Resistance

24 cycles at 15 min. each (60068-6)
10-60Hz at 0.75mm amplitude
60-2000Hz at 10g acceleration

Soldering Parameters

260°C. ≤5 sec (Wave Soldering)
350°C. ≤3 sec (Hand Soldering)
Soldering Peak:
260°C. 10 sec. (IEC 60068-20)



Time vs Current Characteristics: IEC 60127-2/ II

Rated Current	150%	210%	275%	400%	1000%
250mA~6.3A	>1h	<30min	50ms~2s	10ms~300ms	≤20ms
8A~10A	>1h	<30min	50ms~2s	10ms~400ms	≤40ms
12.5A~16A	>30min	<30min	50ms~3s	10ms~600ms	≤80ms



Electrical Characteristics at 25°C

Amp Code	Rated Current	Rated Voltage	Voltage Drop Max(mV)	Max Power Dissipation (W)	Typical Code Resistance (mΩ)	Nominal Melting I ² T (A ² sec)	Breaking Capacity	Approvals				
								cURus	CQC	VDE	PSE	CCC
0250	250mA	125V AC 250V AC	1400	1.6	570	0.026	10KA/125V AC 100A/250V AC	○	○	○	○	○
0315	315mA		1300	1.6	860	0.109		●	○	●	○	●
0400	400mA		1200	1.6	540	0.240		●	○	○	○	●
0500	500mA		1000	1.6	220	0.168		●	○	●	○	○
0630	630mA		650	1.6	285	0.723		●	○	●	○	●
0800	800mA		240	1.6	120	0.757		●	○	●	○	●
1100	1.00A		200	1.6	101	1.64		●	○	●	●	●
1125	1.25A		200	1.6	65.0	2.56		●	○	●	●	●
1150	1.50A		190	1.6	51.47	3.76		●	○	○	○	○
1160	1.60A		190	1.6	50.35	4.00		●	○	●	●	●
1200	2.00A		170	1.6	40.65	5.76		●	○	○	●	●
1250	2.50A		170	1.6	30.00	9.61		●	○	●	●	●
1300	3.00A		150	2.5	25.00	13.9		●	○	○	○	○
1315	3.15A		150	2.5	24.00	20.7		●	○	○	●	●
1400	4.00A		130	2.5	17.60	22.1		●	○	●	●	●
1500	5.00A		130	2.5	13.50	41.0		●	○	●	●	●
1630	6.30A		130	2.5	10.60	70.6		●	○	○	●	●
1700	7.00A		130	2.5	9.48	106		●	○	○	○	○
1800	8.00A		130	4	7.50	164		●	●	●	●	○
2100	10.00A		130	4	6.30	272		●	●	●	●	○
2125	12.50A		100	6	3.80	702		○	●	○	○	○
2160	16.00A		100	6	3.10	1332		○	●	○	○	○

- Note:** (1) Permissible continuous operating current is 100% at ambient temperature of 23°C (73.4°F)
 (2) The cURus certification by 125V and 250V; the VDE certification with 8A~10A by 125V and 250V; the others certification by 250V.
 (3) The current values used for calculating I²T should be within the standard range of 8ms ~ 10ms.

Ordering Information

Series	Amp Code	Supplementary Code	Qty
521			

